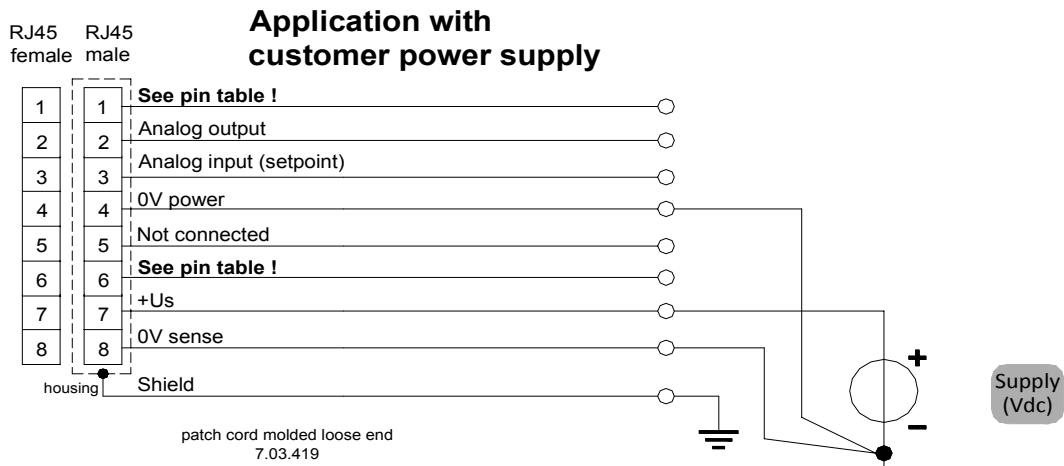
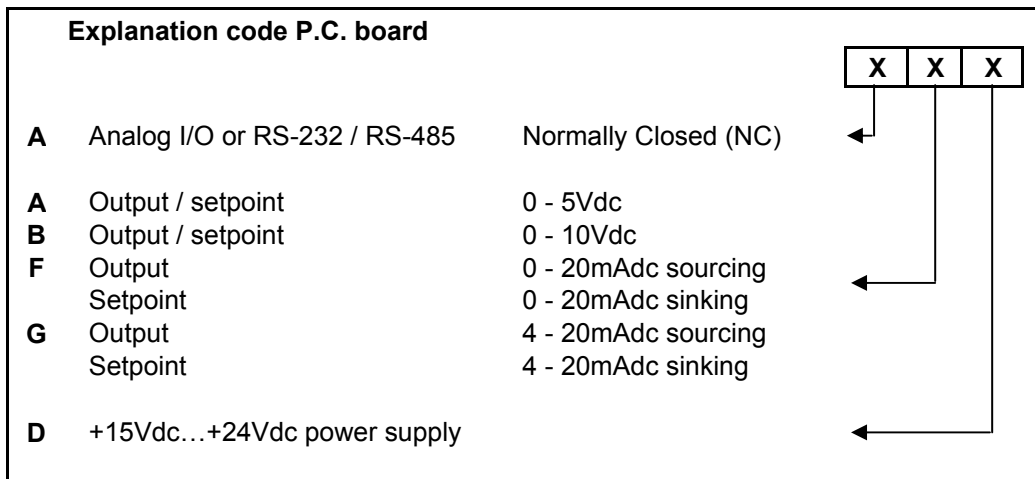
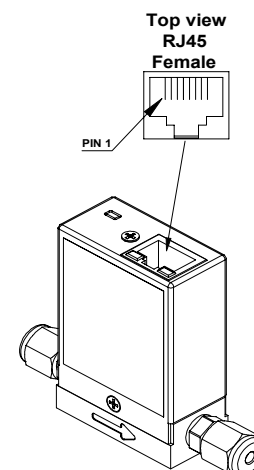


# Hook-up diagram IQ+FLOW RS-232/RS-485 + Ana. I/O



Pin table	Pin 1	Pin 6
RS-232	TX-RS-232	RX-RS-232
FLOW-BUS	RS-485 (-) FLOW-BUS B	RS-485 (+) FLOW-BUS A
Modbus	RS-485 (-) D0 Modbus (A/A')	RS-485 (+) D1 Modbus (B/B')



For available bus protocols over RS-485 see instruction manual IQ+ FLOW (9.17.045)

## Application stand alone

It is also possible to connect the IQ+FLOW with a Bronkhorst plug-in power supply (7.03.424) For information and specifications of this power supply visit the Bronkhorst website.