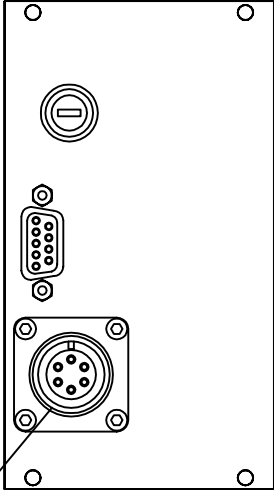
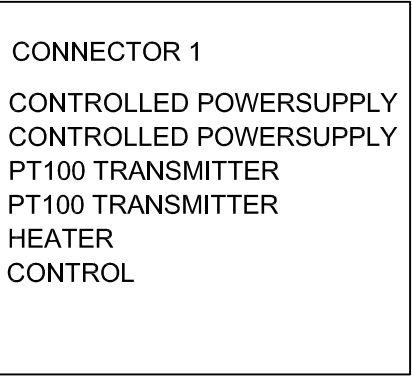


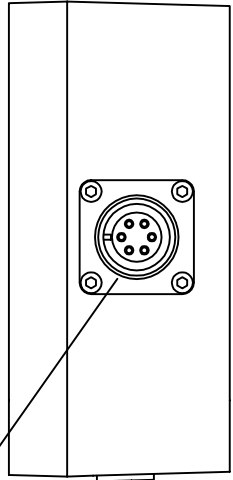
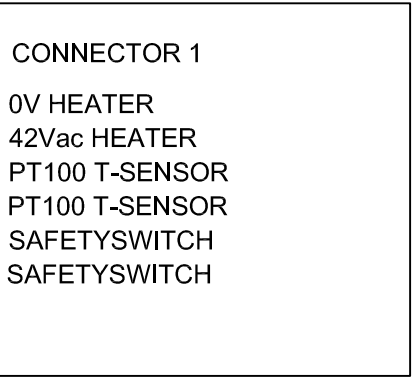
## CEM W-101A / W-102A / W-202A hook-up diagram with BHT control unit E-7000 module code 33/34

BHT CONTROL UNIT  
 EVAPORATOR MODULE  
 E-7000 CODE 33/34  
 7.09.117

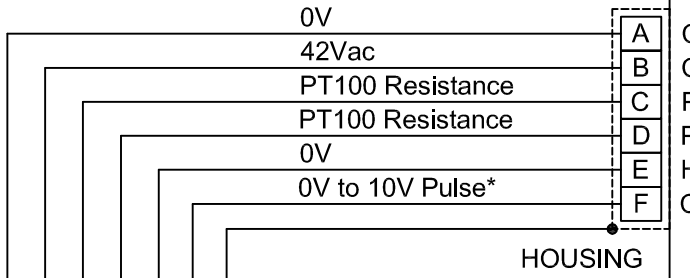


CONNECTOR 1:  
 Amphenol MS-connector  
 6-pin female  
MS-3102-A-14S-6S-A23

CEM  
 W-101A / W-102A / W-202A  
 7.01.880/7.01.881/7.01.882

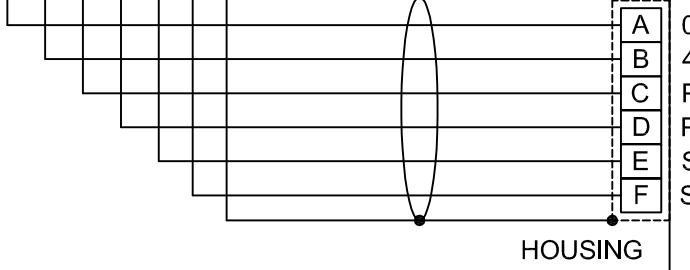


CONNECTOR 1:  
 Amphenol MS-connector  
 6-pin male  
MS-3102-A-14S-6P-A23



\* If safetyswitch is open, 0V when switch is closed.

CABLE EVAPORATOR 3M  
 7.03.218



NOTE: Connect all shieldings to connector housing.